



PVC Beading Edge Protection Strip

Features and Benefits

Manufactured from a flexible PVC compound which ensures ease of use. Can be used to protect cables from chafing on bulkheads.

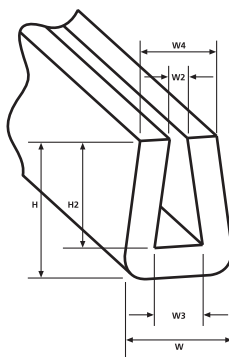
Application

PVC Beading strip is used to protect cables routed through sharp-edged cutout sections. It can also be used to provide an attractive finish to panel edges.

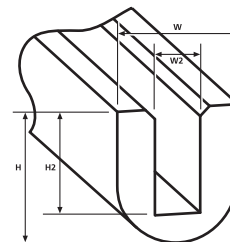


EdgeGuard.

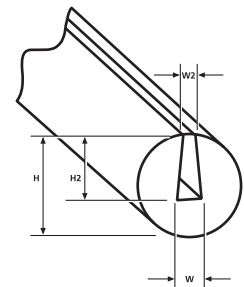
Material Data	
Material	Flexible Polyvinyl Chloride, cadmium free (PVC)
Colour	Black (BK)
Operating Temperature	-65 °C to +105 °C
Flammability	UL94 HB



SM1



RA1



PS1

Technical Table

Article-No.	Type	Width (W)	Width (W2)	Width (W3)	Width (W4)	Height (H)	Height (H2)
800-00004	SM1	5.0	1.0	1.8	4.2	6.3	4.9
800-00001	RA1	6.4	2.4	–	–	7.1	5.6
800-00200	PS1	1.2	0.6	–	–	5.0	3.15

All dimensions in mm. Subject to technical changes.



Flexiform Edge Protection Grommet Strip

Features and Benefits

Flexiform grommet strip is applied to the panel edge and is easily installed without the need for adhesives. The close-fitting profile provides effective protection for cables by preventing any chafing.



Application

Flexiform grommet strip is used to protect cables routed through sharp-edged cut-out sections.





Optimal protection of cables and wires at panel edges.


Material Data	
Material	Polyethylene (PE)
Operating Temperature	-30 °C to +80 °C Continuous, (+120 °C for 200 h)
Flammability	UL94 HB

Material Data	
Material	Polyamide 6 (PA6)
Operating Temperature	-60 °C to +95 °C Continuous, (+130 °C for 200 h)
Flammability	UL94 V2

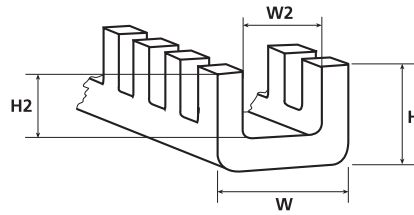



Material Data	
Material	Polytetrafluoroethylene (PTFE)
Operating Temperature	-60 °C to +260 °C Continuous, (+350 °C for 200 h)
Flammability	UL94 V0
Specification	PAN 6480-A





Flexiform Edge Protection Grommet Strip



Flexiform grommet strip

Technical Table

Article-No.	Type	Panel Thickness min.	Panel Thickness max.	Width (W)	Width (W2)	Height (H)	Height (H2)	Pack Cont. (m)	Material	Colour
G51P										
251-10009	G51PAA	0.4	0.9	2.2	0.95	2.4	1.6	25	PE	Natural (NA)
251-10109	G51PA	0.4	1.5	3.9	1.5	4.3	2.7	25	PE	Natural (NA)
251-10209	G51PB	1.3	2.4	4.6	2.4	4.3	2.7	25	PE	Natural (NA)
251-10309	G51PC	2.2	3.4	5.7	3.5	4.3	2.7	25	PE	Natural (NA)
251-10409	G51PD	3.3	5.0	8.4	5.1	6.2	4.3	25	PE	Natural (NA)
251-10509	G51PE	4.9	6.7	9.9	6.7	6.4	4.5	25	PE	Natural (NA)
251-10609	G51PF	6.5	8.2	11.4	8.3	6.8	4.8	25	PE	Natural (NA)
251-10709	G51PG	8.0	10.0	13.2	10.1	6.8	4.8	25	PE	Natural (NA)
251-10809	G51PH	9.7	13.2	16.4	13.2	6.8	4.8	25	PE	Natural (NA)
G51N										
251-21109	G51NA	0.4	1.5	3.9	1.5	4.3	2.7	25	PA6	Natural (NA)
251-21209	G51NB	1.3	2.4	4.6	2.4	4.3	2.7	25	PA6	Natural (NA)
251-21309	G51NC	2.2	3.4	5.7	3.5	4.3	2.7	25	PA6	Natural (NA)
251-21409	G51ND	3.3	5.0	8.4	5.1	6.2	4.3	25	PA6	Natural (NA)
251-21509	G51NE	4.9	6.7	9.9	6.7	6.4	4.5	25	PA6	Natural (NA)
251-21609	G51NF	6.5	8.2	11.4	8.3	6.8	4.8	25	PA6	Natural (NA)
251-21709	G51NG	8.0	10.0	13.2	10.1	6.8	4.8	25	PA6	Natural (NA)
251-21809	G51NH	9.7	13.2	16.4	13.2	6.8	4.8	25	PA6	Natural (NA)
G51T										
251-30109	G51TA	0.4	1.5	3.9	1.5	4.3	2.7	3	PTFE	Natural (NA)
251-30209	G51TB	1.3	2.4	4.6	2.4	4.3	2.7	3	PTFE	Natural (NA)
251-30309	G51TC	2.2	3.4	5.7	3.5	4.3	2.7	3	PTFE	Natural (NA)
251-30409	G51TD	3.3	5.0	8.4	5.1	6.2	4.3	3	PTFE	Natural (NA)
251-30509	G51TE	4.9	6.7	9.9	6.7	6.4	4.5	3	PTFE	Natural (NA)
251-30609	G51TF	6.5	8.2	11.4	8.3	6.8	4.8	3	PTFE	Natural (NA)
251-30709	G51TG	8.0	10.0	13.2	10.1	6.8	4.8	3	PTFE	Natural (NA)
251-30809	G51TH	9.7	13.2	16.4	13.2	6.8	4.8	3	PTFE	Natural (NA)

All dimensions in mm. Subject to technical changes.

Flexiform grommet strips are not self-adhesive and therefore not suitable for outer edges.